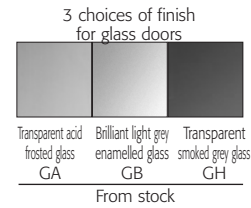





Catalogue pages 230 to 237

Guarantee, standards and shade card



Product description

- Made from counterweighted particle board, density 650 kg/m³;
- Wood used is sourced from sustainably managed forest;
- The particle board is certified to E1 (control of formaldehyde emissions) with an emission level of 6.5 mg HCNO/100 mg and compliant with standards EN 120/92 and NF EN 717-2;
- The board is covered with a sheet of decorative wood effect paper impregnated with resin - the melamine surface;
- Edges are protected by a 2 mm thick strip of ABS (Acrylonitrile Butadiene Styrene), which is glued to the board and rounded at the top and bottom for maximum user comfort;
- Fire safety classification: in accordance with the FDP 92-057 standard, particle board greater or equal to 18 mm in thickness is classified as M3 (combustible, moderately flammable);

Tops

- 38 mm thick, covered in melamine;
- Straight edges on all 4 sides protected by 2 mm thick strips of ABS (radius of curvature 2 mm);
- Tops are attached to the support structure using screws and metal inserts.
- Three part designer ABS cable port covers, 70 x 70 mm, diameter of cable port: 60 mm.

Structure

- Steel legs of 1/4 circular section, of fixed height (desktop height 733 mm) or adjustable in height from 613 to 853 mm (by means of screws). Each leg comprises:
 - a steel top plate (50/10 thickness);
 - a sheet steel upright (20/10 thickness);
 - a curved, clip-on sheet steel panel (6/10 thickness), which forms the inner 1/4 circular face of the leg and conceals the wiring routed vertically within it. This panel is fitted at the top and bottom with removable ABS covers, allowing cables to be fed in an out;
 - a stabilizer foot in injection-moulded polypropylene (ø 38 mm). Adjustable through 15 mm by means of an M8 x 20 threaded bolt.

Cupboards, credenza and tower units

- Melamine shells and shelves in an aluminium grey (MH) or graphite grey (MY) finish;
- Optional decorative tops in wood effect melamine, doors in wood effect melamine or glass;
- High cupboards are fitted with a fixed shelf. Other shelves are adjustable at 32 mm intervals;
- Doors are fitted with metal handles in an aluminium or graphite grey finish;

- High cupboards have 3 point locks, medium and low cupboards have 1 point locks. Glass doors are not lockable;
- 6 mm thick Securit toughened glass doors;
- 3 choices of finish for glass doors: transparent acid frosted glass, brilliant light grey enamelled glass or transparent smoked grey glass;
- When fitted with optional metal shelves, high cupboards will hold 5 rows of suspension files;
- 4 stabilizer feet, H. 35 mm, adjustable through 15 mm;
- Width 80 cm. Depth 40.7 cm.

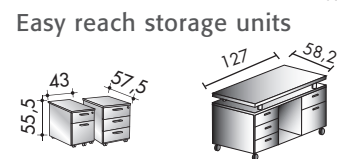
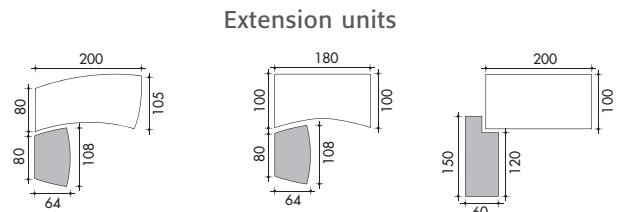
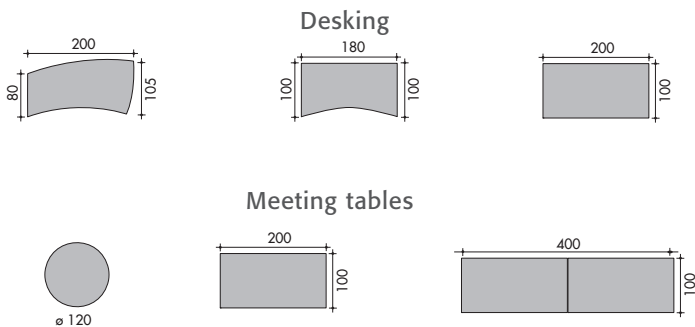
Cable management

- Horizontal:
 - by means of a cable port fitted with two part removable cover;
 - diameter of cable port: 60 mm.
- Vertical:
 - within the legs, behind the removable metal cover;
 - cables can be fed in and out through upper and lower openings in the removable cover.


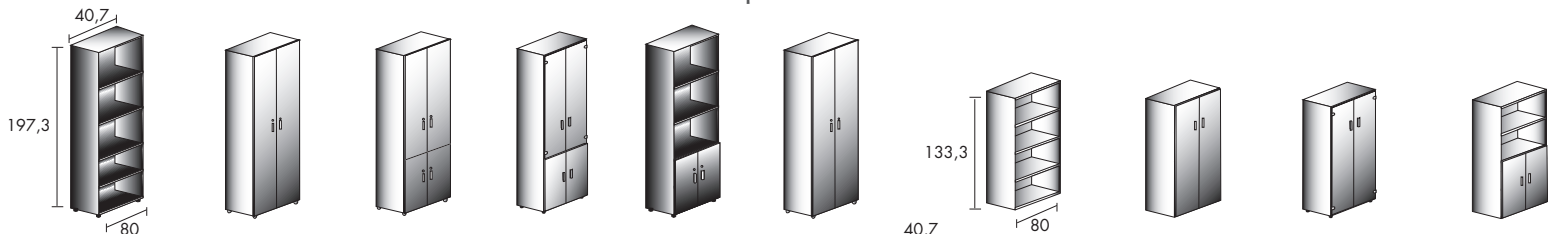
Maintenance

Maintenance advice: use soapy water and avoid products which contain solvents.


Desktops and easy reach storage units - the range



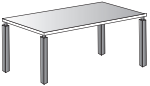
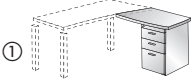
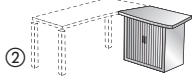
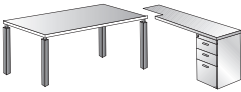







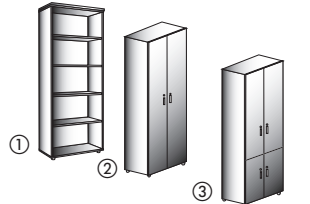
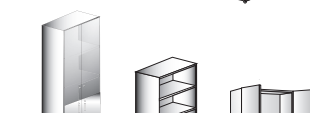
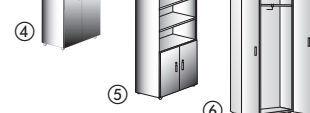
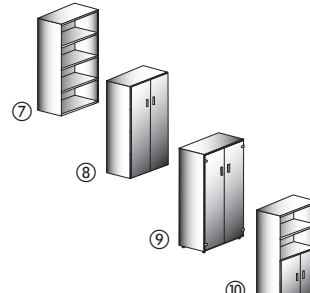
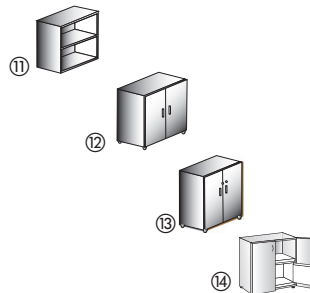
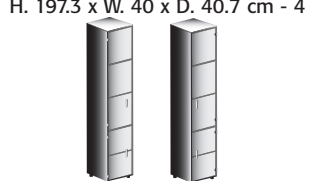


Cupboards


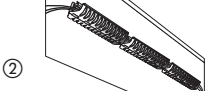
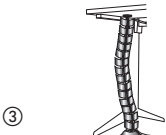



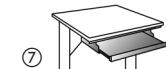
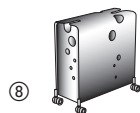
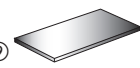
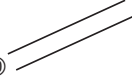
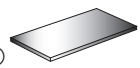
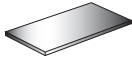


Tower units



description	code		price ex. VAT
	Left-hand return	Right-hand return	
Desking			
Asymmetrical desk - W. 200 x D. 105 cm. Optional extras: ① ② ③ ④ ⑤ ⑥ ⑦ ⑧			
	Standard legs	3 670 166 + top fin. + struc. fin.	3 670 164 + top fin. + struc. fin. £ 780
	Adjustable legs	3 670 167 + top fin. + struc. fin.	3 670 165 + top fin. + struc. fin. £ 876
Symmetrical desk - W. 180 x D. 100 cm. Optional extras: ① ② ③ ④ ⑤ ⑥ ⑦ ⑧			
	Standard legs	3 670 174 + top fin. + structure fin.	£ 710
	Adjustable legs	3 670 175 + top fin. + structure fin.	£ 822
Rectangular desk - W. 200 x D. 100 cm. Optional extras: ① ② ③ ④ ⑤ ⑥ ⑦ ⑧			
	Standard legs	3 670 210 + top fin. + structure fin.	£ 739
	Adjustable legs	3 670 211 + top fin. + structure fin.	£ 851
Extension units			
Returns for asymmetrical desks, W.200 cm, and symmetrical desks, W. 180 cm. Supported by a 3 drawer metal pedestal, depth 60 cm, with wood effect melamine drawer fronts (for features, see mobile pedestals), or by a metal cupboard with wood effect PVC tambour doors to match the desks.			
	① Return on pedestal, D. 60 cm	3 670 145 + top fin. + struc. fin.	3 670 143 + top fin. + struc. fin. £ 602
	② Return on tambour cupboard	3 670 144 + top fin. + struc. fin.	3 670 142 + top fin. + struc. fin. £ 548
Return for rectangular desk, W. 200 cm. Supported by a 3 drawer (2 box drawers + 1 filing drawer) metal pedestal, depth 60 cm, in an aluminium grey or graphite grey finish with wood effect melamine drawer fronts (for features, see mobile pedestals).			
	Return on desk height pedestal	3 670 133 + top fin. + structure fin.	£ 623
Mobile return unit on castors. Comprising one 2 drawer pedestal (1 box drawer + 1 filing drawer) and one 3 drawer pedestal (3 box drawers). ABS drawers. Drawers are mounted on telescopic runners with ball-bearing rollers and open to a depth of 100%. Concealed runners. Selective drawer opening. Built-in pen tray. Central locking mechanism. Folding key. Metal shell in aluminium grey, drawer fronts and top in wood effect melamine to match the desks.			
	W. 127 x D. 58.2 cm	3 670 095 + top fin. + SA	£ 1 183
Easy reach storage units			
Mobile pedestals with melamine shells in an aluminium grey or graphite grey finish and tops and drawer fronts in wood effect melamine to match the desks. ABS drawers. Metal handles in aluminium grey or graphite grey. Selective drawer opening. Filing drawers are mounted on telescopic runners and open to a depth of 100%. Built-in pen tray. Central locking mechanism. W. 42 x D. 56 x H. 56 cm.			
	1 box drawer + 1 filing drawer	3 670 138 + top fin. + structure fin.	£ 340
	3 box drawers	3 670 139 + top fin. + structure fin.	£ 340
Meeting tables			
Circular tables, ø 120 cm. Single central tubular metal support leg, ø 9 cm, in aluminium grey. Melamine top in a wood effect finish or Securit toughened glass top in a brilliant light grey enamelled finish (GB).			
	Melamine top	3 670 030 + top fin. + SA	£ 751
	Enamelled glass top	3 670 030 GB SA	£ 913
Meeting table, W. 400 x D. 100 cm, comprising 2 juxtaposed desks, W. 200 x D. 100 cm.			
	W. 200 x D. 100 cm, standard legs	3 670 045 + top fin. + structure fin.	£ 739
	W. 400 x D. 100 cm, standard legs	3 670 049 + top fin. + structure fin.	£ 1 224

	description	code	price ex. VAT
Cupboards			
19 mm thick melamine shells in an aluminium grey or graphite grey finish. Doors in wood effect melamine or Securit toughened glass. Glass doors available in 3 choices of finish: transparent acid frosted glass, enamelled glass or smoked grey glass Optional extras: ⑨ ⑩ ⑪ ⑫			
Cupboards, H. 197.3 x W. 80 x D. 40.7 cm - 4 shelves.			
	① Open shelves ② 2 standard doors ③ 4 standard doors	3 670 003 + shell fin. 3 670 067 + door fin. + shell fin. 3 670 073 + door fin. + shell fin.	£ 241 £ 444 £ 490
	④ 1/3 standard doors, 2/3 glass doors - frosted glass - smoked grey glass - enamelled glass ⑤ 1/3 standard doors, 2/3 bookshelves	3 670 058 + door fin. + shell fin. +GA 3 670 058 + door fin. + shell fin. +GH 3 670 058 + door fin. + shell fin. +GB 3 670 076 + door fin. + shell fin.	£ 573 £ 535 £ 660 £ 390
	⑥ Wardrobe unit	3 670 061 + door fin. + shell fin.	£ 497
Cupboards, H. 133.3 x W. 80 x D. 40.7 cm - 3 shelves			
	⑦ Open shelves ⑧ 2 standard doors ⑨ 2 glass doors - frosted glass - smoked grey glass - enamelled glass ⑩ 1/2 standard doors, 1/2 bookshelves	3 670 002 + shell fin. 3 670 066 + door fin. + shell fin. 3 670 069 + GA + shell fin. 3 670 069 + GH + shell fin. 3 670 069 + GB + shell fin. 3 670 075 + door fin. + shell fin.	£ 203 £ 331 £ 457 £ 414 £ 580 £ 315
Cupboards, H. 69.3 x W. 80 x D. 40.7 cm - 1 shelf			
	⑪ Open shelves ⑫ 2 standard doors ⑬ 2 glass doors - frosted glass - smoked grey glass - enamelled glass ⑭ Refrigerator unit	3 670 001 + shell fin. 3 670 065 + door fin. + shell fin. 3 670 068 + GA + shell fin. 3 670 068 + GH + shell fin. 3 670 068 + GB + shell fin. 3 133 210 + door fin. + shell fin.	£ 120 £ 220 £ 331 £ 315 £ 407 £ 872
Tower units			
19 mm thick melamine shells. Securit toughened glass doors and tops in transparent frosted glass, transparent smoked grey glass or light grey enamelled glass. Sold in sets of 2. Optional extras: ⑧ ⑩.			
H. 197.3 x W. 40 x D. 40.7 cm - 4 shelves			
	Set of 2 tower units Transparent frosted glass doors Transparent smoked grey glass doors Transparent acid frosted glass doors	3 670 054 + GA + shell fin. 3 670 054 + GH + shell fin. 3 670 054 + GB + shell fin.	£ 905 £ 859 £ 1 154
H. 133.3 x W. 40 x D. 40.7 cm - 3 shelves			
	Set of 2 tower units Transparent frosted glass doors Transparent smoked grey glass doors Transparent acid frosted glass doors	3 670 056 + GA + shell fin. 3 670 056 + GH + shell fin. 3 670 056 + GB + shell fin.	£ 623 £ 577 £ 789
H. 69.3 x W. 40 x D. 40.7 cm - 1 shelf			
	Set of 2 tower units Transparent frosted glass doors Transparent smoked grey glass doors Transparent acid frosted glass doors	3 670 055 + GA + shell fin. 3 670 055 + GH + shell fin. 3 670 055 + GB + shell fin.	£ 436 £ 415 £ 519

	description	code	price ex. VAT
Optional extras for desking			
Grooved metal modesty panels in an aluminium finish. Designed to be attached directly to the underside of desktops.			
	① W. 146 cm, for desks W. 180 cm and W. 200 cm	3 670 077 SA	£ 54
Horizontal cable management. In the form of 3 dual compartment articulated plastic cable troughs, each measuring 28.5 cm in length. Aluminium grey (Oi) finish.			
	② Horizontal cable management	3 670 078 Oi	£ 37
Vertical cable management. In the form of a dual channel plastic vertebral cable holder. Aluminium (Oi) finish. Attachable to the desktop by clamp or using wood screws. H. 81.5 x ø 6.1 cm.			
	③ Vertebral cable holder	3 670 027 Oi	£ 44
Set of 2 cable brackets in black (OF) ABS. For attachment to the desktop using wood screws (supplied).			
	④ Set of 2 cable brackets	3 670 024 OF	£ 12
Power centre, comprising 3 PC sockets and 2 RJ45 sockets. For attachment to the desktop by means of 2 stirrup clamps. Black and aluminium grey finish.			
	⑤ Power centre - European model	N/A	N/A
Designer flat screen monitor arm. Clamp attachment to the desktop - adjustable in height from 16 to 80 mm. H. 45 x W. 43.5 cm. Metal in an aluminium grey finish.			
	⑥ Single arm	3 670 026 SB	£ 237
	Double arm	3 670 025 SB	£ 456
De luxe keyboard shelf. Adjustable in height from 7 to 10.5 cm.			
	⑦ Keyboard shelf	3 670 079 + fin.	£ 131
Perforated mobile metal CPU pedestal in an aluminium grey (SA) finish. W. 25 x D. 51 x H. 48.3 cm.			
	⑧ Designer CPU pedestal	3 670 080 + SA	£ 178
Optional extras for cupboards and tower units			
25 mm thick decorative melamine tops in a wood effect finish. D. 43.2 cm.			
	⑨ W. 80 cm	3 670 140 + finish	£ 43
	W. 160 cm	3 670 141 + finish	£ 80
Set of 2 rails for suspension files - for attachment to the underside of melamine shelves using wood screws.			
	⑩ Set of 2 rails	3 670 081 OF	£ 22
Melamine shelf in aluminium grey or graphite grey for 80 cm wide cupboards.			
	⑪ Melamine shelf	3 670 082 + fin.	£ 23
Optional metal shelf in graphite grey for 330 mm lateral files.			
	⑫ Optional metal shelf	3 670 083 SC	£ 23